

Lesson 2

Identity, Nationality and Culture of the Individual

Aim: Students will understand the importance of the identity, nationality and culture of the individual.

Learning Outcomes:

At the end of this lesson, students will be able to:

- Recognise the Articles from the Universal Declaration of Human Rights (UDHR) which relate to the recognition of nationality i.e. Articles 2, 15 and 19.
- Recognise and understand aspects of identity/nationality.
- Understand the importance of identity.

Requirements for the Class

- A set of 30 cards with pictures about nationality.
 - The 30 cards are in a small box and are labelled 'Lesson 2'.
 - The students are to be divided into groups of 5 and 5 cards are to be given to each group.
 - Each card is numbered so that the teacher can ensure the 30 cards are put back in the box at the end of the lesson.
 - The cards are listed in this booklet in order to assist the teacher.
- A set of 6 task cards about Martians.
 - The 6 task cards are in the plastic wallet and are labelled 'Lesson 2'.
 - Give 1 task card to each group of 5 students.
 - Each task card is numbered so that the teacher can ensure the 6 task cards are put back in the plastic wallet at the end of the lesson.
 - The task cards are listed in this booklet in order to assist the teacher.
- A copy of the Universal Declaration of Human Rights (UDHR) for every student. The students should have kept this from Lesson 1.
- A copy of the Homework Sheet to be photocopied by the teacher for every student. The Homework Sheet is provided in this booklet.
- DVD which gives an insight into Irish national identity. The video clip entitled 'Lesson 2' on the DVD is to be shown to the class.

Start of Class:

1. Question the students about the UDHR:
 - Do you remember what the letters UDHR mean?
 - What is the Declaration about?
 - Can you mention and explain any statement from the Declaration?
 - Ask the students to show their homework from Lesson 1 to the class.

2. Divide the class into groups of 5 and give 5 pictures to each group from the set of 30 cards, labelled Ceacht/Lesson 2, in the small box. Ask the students to select a picture and to discuss it with their group.

3. The teacher must make the connection between the pictures by careful questioning. The following questions may be written on the blackboard or whiteboard.
 - What image do you have?
 - Which country does that image come from or relate to?
 - Were you ever in that country or do you have relatives or friends there?
 - What is it that connects all the pictures?

The students should conclude that they are all related to culture/nationality.

Development of Class:

4. Give 1 Martian task card to each group of 5 students and tell them that they have 10 minutes to complete the task.

5. Get feedback from the different groups. Write the answers on the whiteboard.

6. Explain to the students that cultural symbols are very important to us because they help us to understand our identity. Cultural symbols are found in every country in the world. Cultural and national identity is so important that it is protected in the UDHR.

End of Class:




7. Ask the students to look back at the handout of the UDHR from Lesson 1. Direct the students to focus on Articles 2, 15 and 19 in particular.

8. Show the class the DVD, Lesson 2, *Our country, our language, our culture* or in Irish, *Ár dtír, ár dteanga, ár gcultúr* which is produced by Nuacht TG4/RTÉ. This short video, to the soundtrack of *Éist a Ghrá* by the Coronas, includes segments on music, history, politics and sport and gives an insight into Irish national identity. The video lasts 3 minutes but it may need to be played twice.

9. Homework: The Homework Sheet is to be given to each student.

Homework for Lesson 2

Choose a country which was not mentioned in class today. Draw or glue pictures in these boxes which show the cultures and customs of that country.



Here are the cards which depict symbols relating to nationality.



Ceacht Lesson 2

1

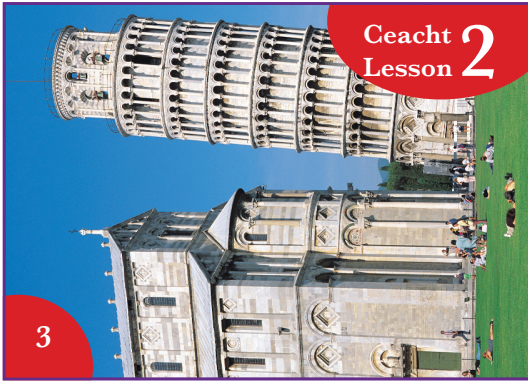
Ireland



Ceacht Lesson 2

2

Finland



Ceacht Lesson 2

3

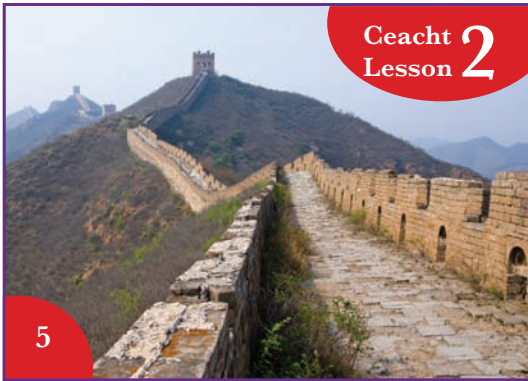
Italy



Ceacht Lesson 2

4

Italy



Ceacht Lesson 2

5

China



Ceacht Lesson 2

6

China



Ceacht Lesson 2

7

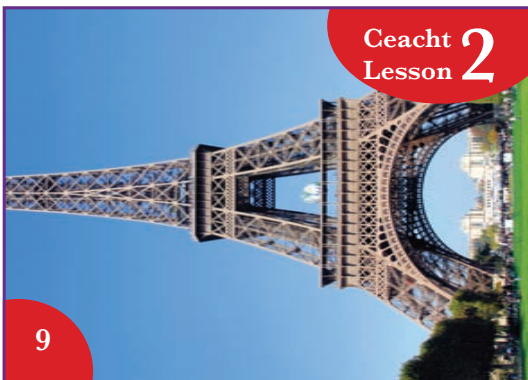
Norway



Ceacht Lesson 2

8

France



Ceacht Lesson 2

9

France



Ceacht Lesson 2

10

United States



Ceacht Lesson 2

11

United States



Ceacht Lesson 2

12

Russia



Ceacht Lesson 2

13

Russia



Ceacht Lesson 2

14

Canada



Ceacht Lesson 2

15

Australia



Ceacht Lesson 2

16


Spain



Ceacht Lesson 2

17

Greece



Ceacht Lesson 2

18

Netherlands



Ceacht Lesson 2

19

Netherlands



Ceacht Lesson 2

20

Japan



Ceacht Lesson 2

21

Japan



Ceacht Lesson 2

22

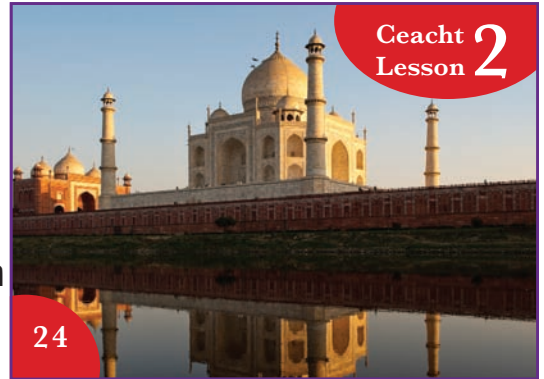
Egypt



Ceacht Lesson 2

23

Scotland



Ceacht Lesson 2

24

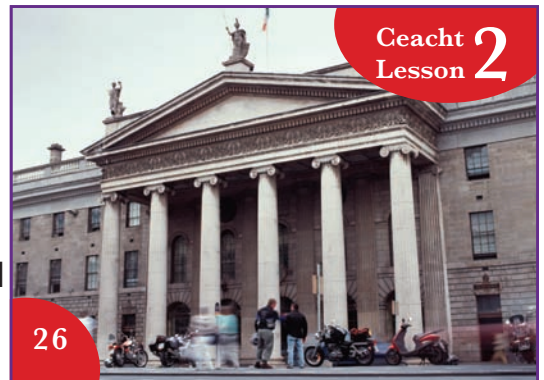
India



Ceacht Lesson 2

25

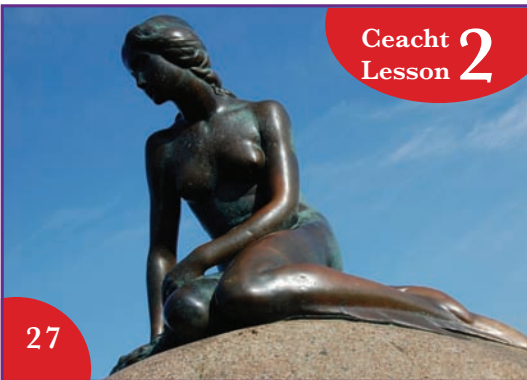
India



Ceacht Lesson 2

26

Ireland



Ceacht Lesson 2

27

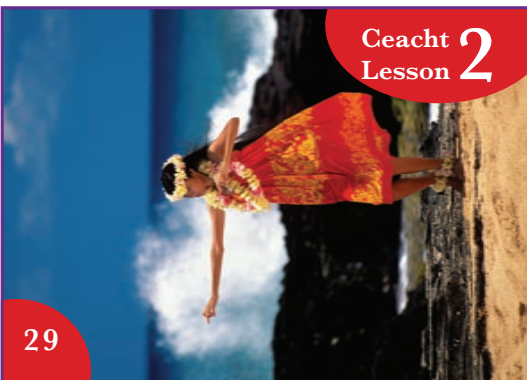
Denmark



Ceacht Lesson 2

28

Kenya



Ceacht Lesson 2

29

Hawaii




Ceacht Lesson 2

30

England

Here are the task cards relating to the Martians.



Ceacht
Lesson 2

Task Card 1: Martians and Culture


Imagine that you are a Martian who has landed in Ireland. You leave the spaceship to gather information about the Irish people. You have to send a report back to the spaceship. Write the report that you would send back regarding Irish culture.



Ceacht
Lesson 2

Task Card 2: Martians and Food


Imagine that you are a Martian who has landed in Ireland. You leave the spaceship to gather information about the Irish people. You have to send a report back to the spaceship. Write the report that you would send back regarding Irish food.



Ceacht
Lesson 2

Task Card 3: Martians and Sport

Imagine that you are a Martian who has landed in Ireland. You leave the spaceship to gather information about the Irish people. You have to send a report back to the spaceship. Write the report that you would send back regarding Irish sporting activities.



Ceacht
Lesson 2

Task Card 4: Martians and Pastimes

Imagine that you are a Martian who has landed in Ireland. You leave the spaceship to gather information about the Irish people. You have to send a report back to the spaceship. Write the report that you would send back regarding the pastimes of Irish people.



Ceacht
Lesson 2

Task Card 5: Martians and Signs/Symbols

Imagine that you are a Martian who has landed in Ireland. You leave the spaceship to gather information about the Irish people. You have to send a report back to the spaceship. Write the report that you would send back regarding the symbols or important signs of Ireland.



Ceacht
Lesson 2

Task Card 6: Martians and History

Imagine that you are a Martian who has landed in Ireland. You leave the spaceship to gather information about the Irish people. You have to send a report back to the spaceship. Write the report that you would send back regarding the history of Ireland.